










| | | |
|--|---|---|
| <p style="text-align: center;">●</p> <p style="text-align: center;">Stampin' Up! Designer Series Paper Sampler 2015-16</p> <p style="text-align: center;"><i>Bev Adams</i> BevAdams.com BevAdams@verizon.net</p> | <p style="text-align: center;">●</p> | <p style="text-align: center;">●</p> |
| <p style="text-align: center;">●</p> <p>14-16 Designer Series Paper Stack Catalog: 15-16, p. 144 138433 \$22</p> <p>Blackberry Bliss, Hello Honey, Lost Lagoon, Mossy Meadow, Tangelo Twist</p> <p style="writing-mode: vertical-rl; transform: rotate(180deg);">14-16 Designer Series Paper Stack</p> | <p style="text-align: center;">●</p> <p>15-17 Designer Series Paper Stack Catalog: 15-16, p. 144 138432 \$22</p> <p>Cucumber Crush, Delightful Dijon, Mint Macaron, Tip Top Taupe, Watermelon Wonder</p> <p style="writing-mode: vertical-rl; transform: rotate(180deg);">15-17 Designer Series Paper Stack</p> | <p style="text-align: center;">●</p> <p>Bohemian Designer Series Paper Catalog: 15-16, p. 142 138446 \$11</p> <p>Bermuda Bay, Blackberry Bliss, Island Indigo, Delightful Dijon, Rich Razzleberry, Very Vanilla</p> <p style="writing-mode: vertical-rl; transform: rotate(180deg);">Bohemian Designer Series Paper</p> |
| <p style="text-align: center;">●</p> <p>Brights Designer Series Paper Stack Catalog: 15-16, p. 144 138434 \$22</p> <p>Bermuda Bay, Daffodil Delight, Melon Mambo, Old Olive, Pacific Point, Pumpkin Pie, Real Red, Rich Razzleberry, Tangerine Tango, Tempting Turquoise</p> <p style="writing-mode: vertical-rl; transform: rotate(180deg);">Brights Designer Series Paper Stack</p> | <p style="text-align: center;">●</p> <p>Cherry on Top 6" x 6" Designer Series Paper Stack Catalog: 15-16, p. 144 138443 \$8</p> <p>Bermuda Bay, Crushed Curry, Cucumber Crush, Hello Honey, Pool Party, Tip Top Taupe, Watermelon Wonder, Whisper White</p> <p style="writing-mode: vertical-rl; transform: rotate(180deg);">Cherry on Top 6" x 6" Designer Series</p> | <p style="text-align: center;">●</p> <p>English Garden Designer Series Paper Catalog: 15-16, p. 142 138440 \$11</p> <p>Blushing Bride, Hello Honey, Melon Mambo, Mint Macaron, Mossy Meadow, Night of Navy, Old Olive, Soft Suede, Whisper White</p> <p style="writing-mode: vertical-rl; transform: rotate(180deg);">English Garden Designer Series Paper</p> |

| | | |
|--|---|---|
|  <p>Everyday Chic Designer Series Paper Catalog: 15-16, p. 142 138445 \$11</p> <p>Basic Black, Whisper White</p> <p style="writing-mode: vertical-rl; transform: rotate(180deg);">Everyday Chic Designer Series Paper</p> |  <p>Farmers Market Designer Series Paper Catalog: 15-16, p. 143 138448 \$11</p> <p>Basic Black, Blackberry Bliss, Cherry Cobbler, Crumb Cake, Hello Honey, Old Olive, Mossy Meadow, Sahara Sand, Soft Suede, Tangerine Tango, Very Vanilla</p> <p style="writing-mode: vertical-rl; transform: rotate(180deg);">Farmers Market Designer Series Paper</p> |  <p>Go Wild 6" x 6" Designer Series Paper Stack Catalog: 15-16, p. 144 138441 \$8</p> <p>Basic Black, Tip Top Taupe, Whisper White</p> <p style="writing-mode: vertical-rl; transform: rotate(180deg);">Go Wild 6" x 6" Designer Series Paper Stack</p> |
|  <p>Merry Moments Designer Series Paper Catalog: 15-16, p. 143 138450 \$11</p> <p>Cherry Cobbler, Crumb Cake, Mossy Meadow, Old Olive, Real Red, Smoky Slate, Whisper White</p> <p style="writing-mode: vertical-rl; transform: rotate(180deg);">Merry Moments Designer Series Paper</p> |  <p>Neutrals Designer Series Paper Stack Catalog: 15-16, p. 144 138435 \$22</p> <p>Basic Black, Basic Gray, Chocolate Chip, Crumb Cake, Early Espresso, Sahara Sand, silver, Smoky Slate, Soft Suede, gold</p> <p style="writing-mode: vertical-rl; transform: rotate(180deg);">Neutrals Designer Series Paper Stack</p> |  <p>Pretty Petals 6" x 6" Designer Series Paper Stack Catalog: 15-16, p. 144 138442 \$8</p> <p>Basic Black, Calypso Coral, Mint Macaron, Old Olive, Pacific Point, Very Vanilla</p> <p style="writing-mode: vertical-rl; transform: rotate(180deg);">Pretty Petals 6" x 6" Designer Series Paper</p> |
|  <p>Regals Designer Series Paper Stack Catalog: 15-16, p. 144 138436 \$22</p> <p>Always Artichoke, Cajun Craze, Cherry Cobbler, Crushed Curry, Elegant Eggplant, Garden Green, Island Indigo, Night of Navy, Perfect Plum, Rose Red</p> <p style="writing-mode: vertical-rl; transform: rotate(180deg);">Regals Designer Series Paper Stack</p> |  <p>Schoolhouse Designer Series Paper Catalog: 15-16, p. 143 138187 \$11</p> <p>Basic Gray, Daffodil Delight, Garden Green, Pacific Point, Pool Party, Tangerine Tango, Whisper White</p> <p style="writing-mode: vertical-rl; transform: rotate(180deg);">Schoolhouse Designer Series Paper</p> |  <p>Subtles Designer Series Paper Stack 12" x 12" Catalog: 15-16, p. 144 138437 \$22</p> <p>Blushing Bride, Calypso Coral, Marina Mist, Pear Pizzazz, Pink Pirouette, Pool Party, So Saffron, Soft Sky, Wild Wasabi, Wisteria Wonder</p> <p style="writing-mode: vertical-rl; transform: rotate(180deg);">Subtles Designer Series Paper Stack 12" x 12"</p> |

Bev Adams, BevAdams.com, Bev Adams@verizon.net

Bev Adams, BevAdams.com, Bev.Adams@verizon.net

| | | |
|---|---|---|
| <p>●</p> <p>Sweet Li'l Things Designer Series Paper Catalog: 15-16, p. 143 138447 \$11</p> <p>Hello Honey, Pool Party, tangelo twist, Tip Top Taupe, Very Vanilla, Watermelon Wonder</p> <p>Sweet Li'l Things Designer Series Paper</p> | <p>●</p> <p>Timeless Elegance Designer Series Paper Catalog: 15-16, p. 143 138444 \$11</p> <p>Basic Black, Sahara Sand, Very Vanilla</p> <p>Timeless Elegance Designer Series Paper</p> | <p>●</p> <p>Typeset Designer Series Paper Catalog: 15-16, p. 142 133704 \$13</p> <p>Basic Black, Very Vanilla</p> <p>Typeset Designer Series Paper</p> |
| | | |
| <p>Directions Print this file on Whisper White card stock. Cut on the lines and punch on the blue dot. Use your Crop-A-Dile, if you have one, which makes it much easier. Cut your Designer Series Paper to 2" x 3" and punch match holes. Use ball chain (from the hardware store), a ring clamp (from the office store), or a piece of ribbon to hold together. Be sure to</p> | <p>add a blank piece on the back to protect your paper. You can even cut a piece of Window Sheet to use for a protective front and back cover.</p> <p>I hang my sampler pack right next to my crafting space. With this, my Paper Sampler, and my Current Products on Evernote, I can design without sorting through any actual</p> | <p>products. When I know what I want I can go right to what I need. These tools are just as important to me as my Trimmer, Snips, and adhesive!</p> |